



# KAI MEDICAL MICROSURGERY KNIFE



 **KAI INDUSTRIES CO., LTD.**  
1110 Oyana, Seki-shi, Gifu 501-3992, Japan  
Phone: +81 (0)575 28 5040  
Fax: +81 (0)575 28 6611  
[www.kaimedical.jp/](http://www.kaimedical.jp/)



Product specifications may change without notice.

  **KAI EUROPE GmbH**  
Kottendorfer Straße 5, 42697 Solingen, Germany  
Phone: +49 (0)212 23 23 80  
Fax: +49 (0)212 23 23 899  
[www.kai-europe.com](http://www.kai-europe.com)

KIM-021 0608/2208 G PDF17

**JAPAN QUALITY**  
Pursue the safety and quality of life in healthcare globally

Founded in 1908 in Seki-shi, Gifu Prefecture, Japan, the KAI Group is a cutlery manufacturer with over 100 years of history. Based on the "Blacksmithing spirit" of making tools for everyday life with excellent craftsmanship, the company has continued to innovate with advanced factory facilities and improved production technologies.

The KAI Group incorporates the "DUPS" concept in product development. The products have to be well-designed (Design), unique (Uniqueness), patent-worthy (Patents), safe (Safety) and full of stories (Stories). Our goal is to create products that meet these criteria, and through our products, we hope to create wonderful experiences and enjoyable moments for our customers. Today, we offer more than 10,000 products, ranging from kitchenware, confectionery, beauty care products (household items) to professional cutlery and medical products.

We will continue to strive to make our products an integral part of the daily lives of people around the world, taking into account the materials they are made from and the environmental impact of their disposal.

In the field of medical products, we use the technology we have developed in the production of razors and the other unique technology we have upgraded over the years to manufacture blades and instruments for use in ophthalmology, surgery and dermatology.

By improving the quality of our blades, we strive to improve the safety of the medical treatment and the quality of life (QoL) of patients around the world.

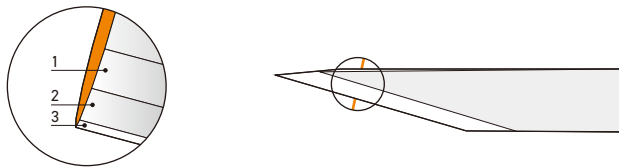


STAB KNIVES Cataract Surgery - Side Port, Lamellar Scleral Dissection



Ref No.	Description
A-0F	
A-15F	w=1.7mm 15°
A-225F	w=1.7mm 22.5°
A-30F	w=1.7mm 30°
A-45F	w=1.7mm 45°

Our Stab Knife is made using the technology we have refined over the years in the manufacture of razor blades. Three bevel edge of the blade tip enables the smooth penetration and consistent sharpness.

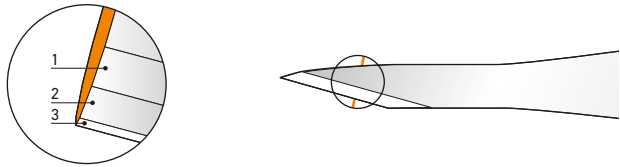


SIDEPORT KNIVES Cataract Surgery - Side port  
SIDEPORT KNIFE STRAIGHT



Ref No.	Description
SP-S15	w=1.0mm 15°
SP-S15-W07	15°
SP-S30	w=1.0mm 30°
SP-S30-W06	30°

Three bevel edge of the blade tip enables the smooth penetration and consistent sharpness. Stable 1.0mm or smaller sideport incision can be created. Sideport Knife Straight brings the same feeling of use as the stab knife.



Close Shape to the Ordinal Stab Knives

- The same operational way of the ordinary stab knife is applied.

Making Stable Incision for Side Port

- Enables to make stable incision of maximum 1mm width.



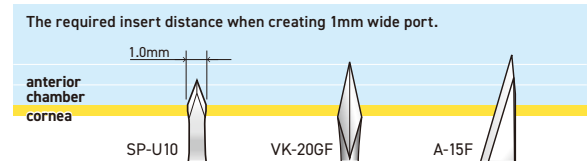
SIDEPORT KNIFE UTILITY



Ref No.	Description
SP-U10	Angle 45° 4.0mm
SP-U10S	Straight
Bevel Up	w=1.0mm

Stable Incision with Short Penetration

- The angle is made closer from the tip (SP-U10) and the length from the tip is 4.0mm, which enables to make stable incision of 1.0mm width even shorter penetration than MVR (VK-20GF) / stab knife (A-15F).



- 45 degree angled blade enables the penetration from upper/ temporal/ nasal direction. Easy in making a stable incision even with a retractor for microcornea eyes.
- Better selection for surgeons who prefer symmetric shape of the blade.

SIDEPORT KNIFE TRAPEZOID



Ref No.	Description
SP-T12	Angle 30° 4.5mm
SP-T12S	Straight
Bevel Up	w=1.2mm

Trapezoidal Blade Shape

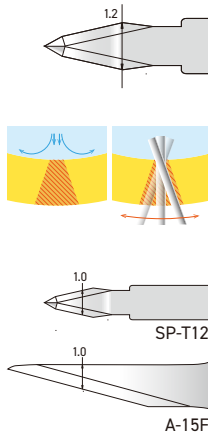
- Trapezoidal incision makes it easier to move surgical instrument, and makes perfusion leak less.
- Enable to make the required incision size (external and internal valve) by the depth of penetration.

Better Operability

- Compact head and angled at 30 degree (SP-T12).
- Enables the ideal angle penetration to deep set eyes or narrow palpebral fissures.
- The incision width is enlarged by the sufficient length of the cutting edge on both sides.

Suitable for the Eyes with Shallow Anterior Chamber

- Trapezoidal incision is possible with short penetration, compared to stab knife(A-15F).
- Minimize the risk of damaging nucleus.



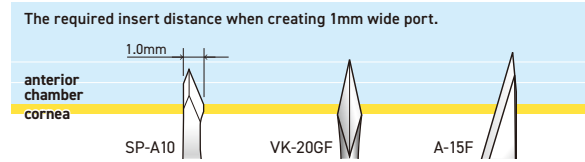
SIDEPORT KNIFE ASYMMETRY



Ref No.	Description
SP-A10	Angle 45° 4.0mm
SP-A10S	Straight
Bevel Up	w=1.0mm

Stable Incision with Short Penetration

- The angle is made closer from the tip and the length from the tip is 4.0mm, which enables to make stable incision of 1.0mm width even shorter penetration than MVR (VK-20GF) / stab knife (A-15F).



- 45 degree angled blade enables the penetration from upper/ temporal/ nasal direction. Easy in making a stable incision even with a retractor for microcornea eyes.
- Better selection for surgeons who prefer symmetric shape of the blade.

MVR KNIVES Cataract Surgery - Side port / Vitreoretinal Surgery - Scleral Incision




Ref No.	Description
VK-25GF	$\phi = 0.5mm$
VK-23GF	$\phi = 0.6mm$
VK-20GF	$\phi = 0.9mm$
VK-19GF	$\phi = 1.0mm$
VKB-20GF	$\phi = 0.9mm$
Angle 45°	45°

Specifically designed for side port of cataract surgery and for vitreoretinal surgery.



CLEAR CORNEAL KNIVES


Cataract Surgery - Main port incision, Anterior Chamber Entry



Clear Corneal 2.2

Ref No.	Description
CCR-18AGF	w=1.8mm
CCR-20AGF	w=2.0mm
CCR-22AGF	w=2.2mm
CCR-23AGF	w=2.3mm
CCR-24AGF	w=2.4mm
CCR-25AGF	w=2.5mm
CCR-265AGF	w=2.65mm
CCR-275AGF	w=2.75mm
CCR-28AGF	w=2.8mm
CCR-30AGF	w=3.0mm
CCR-32AGF	w=3.2mm

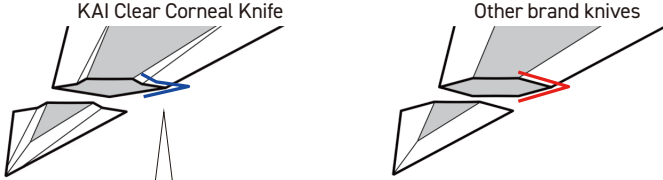
Double Bevel



Material : Stainlass steel rod

- Broad choice of knife size (1.8mm - 3.2mm)
- The blade material is stainless steel rod. Clear corneal knife shaft is rigid by the rod material. It could be easier to transmit your operation directly to the blade tip. KAI forging technology is used for shaping the blade tip.

Unique Blade Shape of KAI Clear Corneal Knife

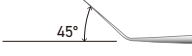


Thick and Rigid      Acute and Sharp

Unique Blade Shape of KAI Clear Corneal Knife achieved both rigidity and sharpness at once.


Double Bevel

Angle 45°



SLIT KNIVES


Cataract Surgery - Main port incision, Anterior Chamber Entry



Slit 2.2

Ref No.	Description
SLU-13AGF	w=1.3mm
SLU-18AGF	w=1.8mm
SLU-20AGF	w=2.0mm
SLU-22AGF	w=2.2mm
SLU-23AGF	w=2.3mm
SLU-24AGF	w=2.4mm
SLU-25AGF	w=2.5mm
SLU-265AGF	w=2.65mm
SLU-275AGF	w=2.75mm
SLU-28AGF	w=2.8mm
SLU-285AGF	w=2.85mm
SLU-30AGF	w=3.0mm
SLU-32AGF	w=3.2mm

Bevel Up

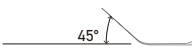


Material : Stainless steel plate

- Broad choice of knife size (1.3mm, 1.8mm - 3.2mm)
- The blade material is stainless steel plate and its thin blade tip is sharpened by computer driven grinding technology.


Bevel UP

Angle 45°



KMU KNIVES

Cataract Surgery - Main port incision, Anterior Chamber Entry  
- Sclerocorneal Single-Plane Incision

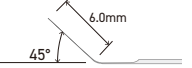


KMU-24M

Ref No.	Description
KMU-20M	w=2.0mm
KMU-22M	w=2.2mm
KMU-24M	w=2.4mm
KMU-25M	w=2.5mm
KMU-28M	w=2.8mm
KMU-30M	w=3.0mm

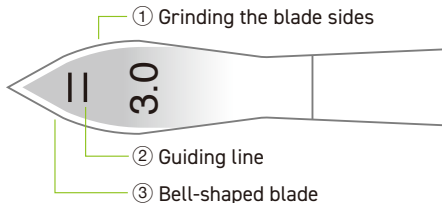
Bevel Up

Angle 45°



Better Operability / Ideal Incision


- ① Grinding the sides of the blade enables correction of the actual incision path to the expected, if needed.
- ② Guiding line is marked to acquire sufficient tunnel length.
- ③ The bell shaped blade reduces the penetration resistance.



- The indication lines, 2.0mm from the tip for all knives
- The second indication lines, 2.5mm from the tip for 2.8mm & 3.0mm knives

SLIT KNIFE PARALLEL SIDES

Cataract Surgery - Main port incision, Anterior Chamber Entry  
- Scleral Incision

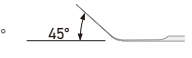


SLP-24

Ref No.	Description
SLP-22	w=2.2mm
SLP-24	w=2.4mm
SLP-28	w=2.8mm

Bevel Up

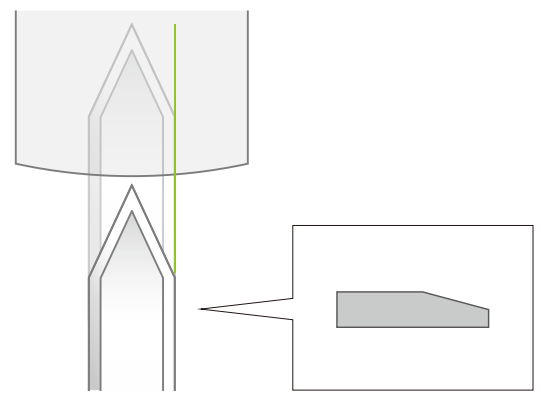
Angle 45°



Reducing the Risk of Unintended Widening Incision

- Parallel thin sides without edge guide to penetrate straight forward and backward, reducing the risk of widening incision unintentionally.

Stable Incision Width




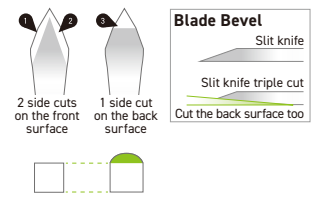
SLIT KNIFE TRIPLE CUT

Cataract Surgery - Main port incision, Anterior Chamber Entry  
- Corneal Incision



Ref No.	Description
SLT-24	w=2.4mm
SLT-265	w=2.65mm
SLT-28	w=2.8mm
SLT-30	w=3.0mm

- Knife Shape Specializing in Clear Corneal Incision  
Ideal dome-shaped incision can be made by simply moving the knife straight and in parallel along the iris.
- Benefits of a Dome-Shaped Incision  
The dome can serve as a strong valve and create a better self-sealing incision for clear corneal incision.




KKM KNIVES


Cataract Surgery - Main port incision, Anterior Chamber Entry  
- Transconjunctival Single-Plane Sclerocorneal Incision



Ref No.	Description
KKM-22M	w=2.2mm
KKM-24M	w=2.4mm
KKM-275M	w=2.75mm



- The obtuse angle enables the inner valve to be square instead of chevron.
- Guiding line is marked at the same length from the tip as the width of the knife, assisting the formation of the square incision.



- Double bevel edge with the gradual grinding width at the back side bevel.
- Easier in making "upward" incision following the curve of cornea till the knife reaches the corneal stroma.
- Easier in cutting forward in parallel with the iris (slightly upward) when penetrating into the anterior chamber.



CRESCENT KNIVES

Cataract Surgery - Scleral Tunnel



Either straight or tapered sides are available to create the optimal tunnel or flap.

CPU type	Bevel Up	Ref No.	Description
CPU-16AGF	w=1.6mm Angle 45°		
CPU-22AGF	w=2.2mm Angle 45°		
CPU-26AGF	w=2.6mm Angle 45°		

CWU type (Tapered)	Bevel Up	Ref No.	Description
CWU-26AGF	w=2.6mm Angle 60°		

IMPLANT KNIVES

Cataract Surgery - Incision Widening for IOL



Manufactured to extend the incision for IOL implantation to create the exact size required to implant your intraocular lens of choice.

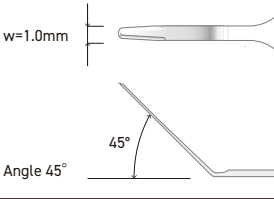
Ref No.	Description
RNU-41AGF	w=4.1mm
RNU-52AGF	w=5.2mm
RNU-56AGF	w=5.6mm
Bevel Up	Angle 45°

BLEB KNIVES      Glaucoma - Reconstruction of Bleb, Removing Pterygium



Reconstruction of Bleb in Glaucoma Surgery

Bevel Up

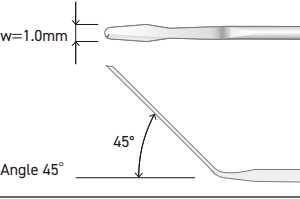
Ref No.	Description
BKB-10AGF	

BLEB KNIFE - Bent type

Application : Needling, Bleb reconstruction and Pterygium  
Blade Length : 4.0mm  
Blade Width : 1.0mm (max.)  
Material : Stainless steel plate

The tip of Bleb Knife is designed to be circular and its maximum blade width is minimized to 1.0mm.  
These enable to cover the disadvantage of needling by the injection needle and minimize the expansion of incision port as small as possible.  
In addition, Bleb Knife enables to separate the subconjunctival scar tissue without damaging the conjunctiva during reconstruction of the bleb for the eye whose filtering bleb has failed. The application cases of bleb knife are considered to be wider.

Bevel Up

Ref No.	Description
BKB2-10AGF	

BLEB KNIFE II -Bent Type

Application : Needling and Bleb reconstruction  
Blade Length : 2.6mm  
Blade Width : 1.0mm (max.)  
Material : Stainless steel rod

The blade length is shorten to 2.6mm and rod material is used to make the root of the blade more round and thinner in order to minimize the expansion of incision port.

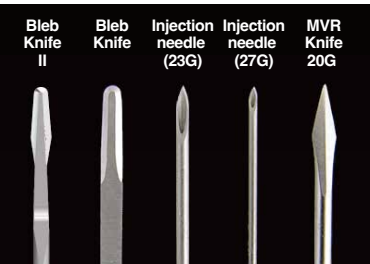
Reconstruction of Bleb (BKB-10AGF)



Removing Pterygium (BKB-10AGF)



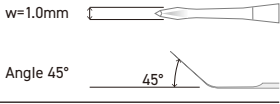
Tip Comparison

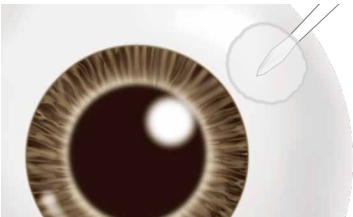


REVISION SLIT KNIFE      -Filtering Bleb Revision, Needling and Pterygium Removal



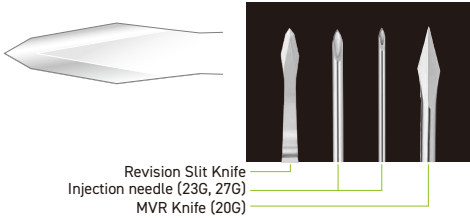
Bevel Up

Ref No.	Description
RV-10	





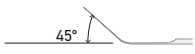
**Sharp Edged Blade with Shorter Handle**

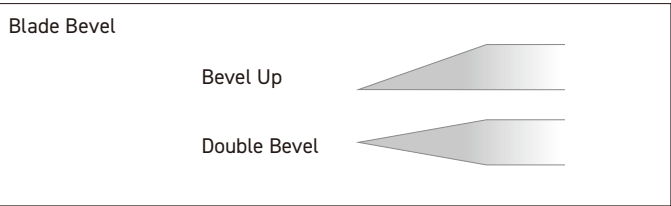
- The sharp edge enables penetrating to the tissue without conjunctiva incision by the scissors.
- 111mm length handle enables better operability even under the slit lamp.
- Grinding the sides of the blade enables easier dissection of hard scar tissue than the needles.



DSAEK KNIVES      -DSAEK (Descemet's Stripping Automated Endothelial Keratoplasty)

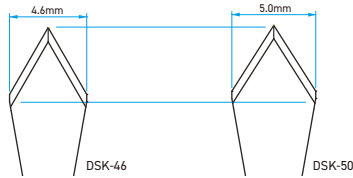


Ref No.	Description
DSK-46	
DSK-50	
Double Bevel	



**Sharp Cutting Edge**

- Double bevel edge enables sharp cutting performance and creates optimal incision for DSAEK by one penetration.



**Optimum Blade Shape Designed on Corneal Diameter**

- Equivalent length from the tip to the blade's widest part prevents deeper penetration.

SAFETY KNIVES - For your safety from accidental injury

Exclusively designed to prevent cut injury accident during surgeries.

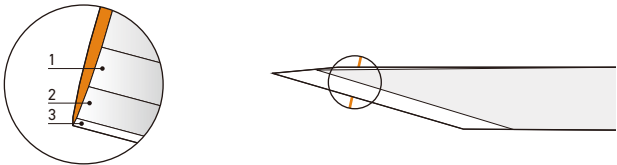
Recognizing the growing concerns on cut injury accident during surgery and increasing awareness for the safety, KAI designed and developed the ophthalmic knife with unique safety system. Covering sharp blade by two handed operation system, the knife can avoid careless cut injury accident as little as possible. To strive for the user friendly as well as the safety, KAI realized this safety type knife with the same visibility during surgeries. KAI dedicates all efforts to the sharpness for patients and safety for the health care professions.

STAB KNIVES Cataract Surgery - Side Port, Lamellar Scleral Dissection



Ref No.	Description
SK-A0	
SK-A15	w=1.7mm
SK-A225	w=1.7mm
SK-A30	w=1.7mm

Our Stab Knife is made using the technology we have refined over the years in the manufacture of razor blades. Three bevel edge of the blade tip enables the smooth penetration and consistent sharpness.



MVR KNIFE Cataract Surgery - Side port / Vitreoretinal Surgery - Scleral Incision



Ref No.	Description
SK-VKB20G	

CRESCENT KNIVES Cataract Surgery - Scleral Tunnel



Bevel Up	
Ref No.	Description
SK-CPU16	w=1.6mm
SK-CPU22	w=2.2mm
SK-CPU26	w=2.6mm

Blade covered with protective sheath	Center lined blade setting No wobble over penetration resistance	High visibility in a surgical field

CLEAR CORNEAL KNIVES Cataract Surgery - Main port incision, Anterior Chamber Entry



Ref No.	Description
SK-CCR18M	w=1.8mm
SK-CCR20M	w=2.0mm
SK-CCR22	w=2.2mm
SK-CCR23	w=2.3mm
SK-CCR24	w=2.4mm
SK-CCR28	w=2.8mm
SK-CCR30	w=3.0mm
SK-CCR32	w=3.2mm
Double Bevel	Angle 45°

**The Guiding line (SK-CCR18M / SK-CCR20M)**  
•There is the guiding line 2.0 mm from the tip.  
•The maximum blade width is indicated on the blade.

SLIT KNIVES Cataract Surgery - Main port incision, Anterior Chamber Entry



Ref No.	Description
SK-SLU18M	w=1.8mm
SK-SLU20M	w=2.0mm
SK-SLU22	w=2.2mm
SK-SLU23	w=2.3mm
SK-SLU24	w=2.4mm
SK-SLU28	w=2.8mm
SK-SLU30	w=3.0mm
SK-SLU32	w=3.2mm
Bevel UP	Angle 45°

**The Guiding line (SK-SLU18M / SK-SLU20M)**  
•There is the guiding line 2.0 mm from the tip.  
•The maximum blade width is indicated on the blade.



Product list - Regular type

Application	Description	Ref No.	Blade width	Bevel	Straight or Angled	Indication (line, dot)	Material (Plate/Rod)	Page No.
Cataract Surgery - Side port - Lamellar Scleral Dissection	STAB KNIVES							
	Stab knife 0°	A-0F	1.7mm	-	Straight	-	Plate	4
	Stab knife 15°	A-15F	1.7mm	-	Straight	-	Plate	
	Stab knife 22.5°	A-225F	1.7mm	-	Straight	-	Plate	
	Stab knife 30°	A-30F	1.7mm	-	Straight	-	Plate	
	Stab knife 45°	A-45F	1.7mm	-	Straight	-	Plate	
Cataract Surgery - Side port	SIDEPORT KNIVES							
	Sideport knife straight 15° 1.0mm	SP-S15	1.0mm	-	Straight	-	Plate	4
	Sideport knife straight 15°	SP-S15-W07	-	-	Straight	-	Plate	
	Sideport knife straight 30° 1.0mm	SP-S30	1.0mm	-	Straight	-	Plate	
	Sideport knife straight 30°	SP-S30-W06	-	-	Straight	-	Plate	
	Sideport knife utility 1.0mm	SP-U10	1.0mm	-	Angled 45°	-	Plate	
	Sideport knife utility 1.0mm, Straight	SP-U10S	1.0mm	-	Straight	-	Plate	
	Sideport knife trapezoid 1.2mm	SP-T12	1.2mm	-	Angled 30°	-	Plate	
	Sideport knife trapezoid 1.2mm, Straight	SP-T12S	1.2mm	-	Straight	-	Plate	
	Sideport knife asymmetry 1.0mm	SP-A10	1.0mm	-	Angled 45°	-	Plate	
Sideport knife asymmetry 1.0mm, Straight	SP-A10S	1.0mm	-	Straight	-	Plate		
Cataract Surgery - Side port Vitreoretinal Surgery - Scleral Incision	MVR KNIVES							
	MVR knife 25 Gauge, Dia. 0.5mm	VK-25GF	25 Gauge	-	Straight	-	Rod	5
	MVR knife 23 Gauge, Dia. 0.6mm	VK-23GF	23 Gauge	-	Straight	-	Rod	
	MVR knife 20 Gauge, Dia. 0.9mm	VK-20GF	20 Gauge	-	Straight	-	Rod	
	MVR knife 19 Gauge, Dia. 1.0mm	VK-19GF	19 Gauge	-	Straight	-	Rod	
	MVR knife 20 Gauge, Dia. 0.9mm, Bent type	VKB-20GF	20 Gauge	-	Angled 45°	-	Rod	
Cataract Surgery - Main port incision	CLEAR CORNEAL KNIVES							
	Clear corneal knife 1.8mm	CCR-18AGF	1.8mm	Double Bevel	Angled 45°	-	Rod	6
	Clear corneal knife 2.0mm	CCR-20AGF	2.0mm	Double Bevel	Angled 45°	-	Rod	
	Clear corneal knife 2.2mm	CCR-22AGF	2.2mm	Double Bevel	Angled 45°	-	Rod	
	Clear corneal knife 2.3mm	CCR-23AGF	2.3mm	Double Bevel	Angled 45°	-	Rod	
	Clear corneal knife 2.4mm	CCR-24AGF	2.4mm	Double Bevel	Angled 45°	-	Rod	
	Clear corneal knife 2.5mm	CCR-25AGF	2.5mm	Double Bevel	Angled 45°	-	Rod	
	Clear corneal knife 2.65mm	CCR-265AGF	2.65mm	Double Bevel	Angled 45°	-	Rod	
	Clear corneal knife 2.75mm	CCR-275AGF	2.75mm	Double Bevel	Angled 45°	-	Rod	
	Clear corneal knife 2.8mm	CCR-28AGF	2.8mm	Double Bevel	Angled 45°	-	Rod	
	Clear corneal knife 3.0mm	CCR-30AGF	3.0mm	Double Bevel	Angled 45°	-	Rod	
	Clear corneal knife 3.2mm	CCR-32AGF	3.2mm	Double Bevel	Angled 45°	-	Rod	
	SLIT KNIVES							
	Slit knife 1.3mm	SLU-13AGF	1.3mm	Bevel Up	Angled 45°	-	Plate	
	Slit knife 1.8mm	SLU-18AGF	1.8mm	Bevel Up	Angled 45°	-	Plate	
	Slit knife 2.0mm	SLU-20AGF	2.0mm	Bevel Up	Angled 45°	-	Plate	
	Slit knife 2.2mm	SLU-22AGF	2.2mm	Bevel Up	Angled 45°	-	Plate	
	Slit knife 2.3mm	SLU-23AGF	2.3mm	Bevel Up	Angled 45°	-	Plate	
	Slit knife 2.4mm	SLU-24AGF	2.4mm	Bevel Up	Angled 45°	-	Plate	
	Slit knife 2.5mm	SLU-25AGF	2.5mm	Bevel Up	Angled 45°	-	Plate	
	Slit knife 2.65mm	SLU-265AGF	2.65mm	Bevel Up	Angled 45°	-	Plate	
	Slit knife 2.75mm	SLU-275AGF	2.75mm	Bevel Up	Angled 45°	-	Plate	
	Slit knife 2.8mm	SLU-28AGF	2.8mm	Bevel Up	Angled 45°	-	Plate	
	Slit knife 2.85mm	SLU-285AGF	2.85mm	Bevel Up	Angled 45°	-	Plate	
	Slit knife 3.0mm	SLU-30AGF	3.0mm	Bevel Up	Angled 45°	-	Plate	
	Slit knife 3.2mm	SLU-32AGF	3.2mm	Bevel Up	Angled 45°	-	Plate	
	KMU KNIVES							
	KMU knife 2.0mm	KMU-20M	2.0mm	Bevel Up	Angled 45°	One line	Plate	7
	KMU knife 2.2mm	KMU-22M	2.2mm	Bevel Up	Angled 45°	One line	Plate	
	KMU knife 2.4mm	KMU-24M	2.4mm	Bevel Up	Angled 45°	One line	Plate	
	KMU knife 2.5mm	KMU-25M	2.5mm	Bevel Up	Angled 45°	One line	Plate	
	KMU knife 2.8mm	KMU-28M	2.8mm	Bevel Up	Angled 45°	Two lines	Plate	
	KMU knife 3.0mm	KMU-30M	3.0mm	Bevel Up	Angled 45°	Two lines	Plate	
SLIT KNIFE PARALLEL SIDE								
Slit knife parallel side 2.2mm	SLP-22	2.2mm	Bevel Up	Angled 45°	-	Plate	7	
Slit knife parallel side 2.4mm	SLP-24	2.4mm	Bevel Up	Angled 45°	-	Plate		
Slit knife parallel side 2.8mm	SLP-28	2.8mm	Bevel Up	Angled 45°	-	Plate		
SLIT KNIFE TRIPLE CUT								
Slit knife triple cut 2.4mm	SLT-24	2.4mm	Double Bevel	Angled 45°	-	Plate	8	
Slit knife triple cut 2.65mm	SLT-265	2.65mm	Double Bevel	Angled 45°	-	Plate		
Slit knife triple cut 2.8mm	SLT-28	2.8mm	Double Bevel	Angled 45°	-	Plate		
Slit knife triple cut 3.0mm	SLT-30	3.0mm	Double Bevel	Angled 45°	-	Plate		
KKM KNIVES								
KKM knife 2.2mm	KKM-22M	2.2mm	Double Bevel	Angled 45°	One line	Plate	8	
KKM knife 2.4mm	KKM-24M	2.4mm	Double Bevel	Angled 45°	One line	Plate		
KKM knife 2.75mm	KKM-275M	2.75mm	Double Bevel	Angled 45°	One line	Plate		
CRESCENT KNIVES								
Cataract Surgery - Scleral Tunnel	Crescent knife 1.6mm	CPU-16AGF	1.6mm	-	Angled 45°	-	Plate	9
	Crescent knife 2.2mm	CPU-22AGF	2.2mm	-	Angled 45°	-	Plate	
	Crescent knife 2.6mm	CPU-26AGF	2.6mm	-	Angled 45°	-	Plate	
	Crescent knife 2.6mm, Tapered	CWU-26AGF	2.6mm	-	Angled 60°	-	Plate	
Cataract Surgery - Incision Widening for IOL	IMPLANT KNIVES							
	Implant knife 4.1mm	RNU-41AGF	4.1mm	-	Angled 45°	-	Plate	10
	Implant knife 5.2mm	RNU-52AGF	5.2mm	-	Angled 45°	-	Plate	
	Implant knife 5.6mm	RNU-56AGF	5.6mm	-	Angled 45°	-	Plate	
Glaucoma - Reconstruction of Bleb - Removing Pterygium	BLEB KNIVES							
	Bleb knife 1.0mm	BKB-10AGF	1.0mm	-	Angled 45°	-	Plate	10
	Bleb knife 1.0mm	BKB2-10AGF	1.0mm	-	Angled 45°	-	Rod	
Glaucoma - Filtering Bleb Revision and Needling	REVISION SLIT KNIFE							
	Revision slit knife 1.0mm	RV-10	1.0mm	-	Angled 45°	-	Plate	11
DSAEK KNIVES								
DSAEK	DSAEK knife 4.6mm	DSK-46	4.6mm	-	Angled 45°	-	Plate	
	DSAEK knife 5.0mm	DSK-50	5.0mm	-	Angled 45°	-	Plate	

Product list - Safety type

Application	Description	Ref No.	Blade width	Bevel	Straight or Angled	Indication (line, dot)	Material (Plate/Rod)	Page No.
Cataract Surgery - Side port - Lamellar Scleral Dissection	SAFETY STAB KNIVES							12
	Safety stab knife 0°	SK-A0	1.7mm	-	Straight	-	Plate	
	Safety stab knife 15°	SK-A15	1.7mm	-	Straight	-	Plate	
	Safety stab knife 22.5°	SK-A225	1.7mm	-	Straight	-	Plate	
	Safety stab knife 30°	SK-A30	1.7mm	-	Straight	-	Plate	
Cataract Surgery - Side port Vitreoretinal Surgery - Scleral Incision	SAFETY MVR KNIFE							12
	Safety MVR knife 20 Gauge, Dia. 0.9mm	SK-VKB20G	20 Gauge	-	Angled 45°	-	Rod	
Cataract Surgery - Scleral Tunnel	SAFETY CRESCENT KNIVES							12
	Safety crescent knife 1.6mm	SK-CPU16	1.6mm	Bevel Up	Angled 45°	-	Plate	
	Safety crescent knife 2.2mm	SK-CPU22	2.2mm	Bevel Up	Angled 45°	-	Plate	
	Safety crescent knife 2.6mm	SK-CPU26	2.6mm	Bevel Up	Angled 45°	-	Plate	
Cataract Surgery - Main port incision	SAFETY CLEAR CORNEAL KNIVES							13
	Safety clear corneal knife 1.8mm	SK-CCR18M	1.8mm	Double Bevel	Angled 45°	One line	Rod	
	Safety clear corneal knife 2.0mm	SK-CCR20M	2.0mm	Double Bevel	Angled 45°	One line	Rod	
	Safety clear corneal knife 2.2mm	SK-CCR22	2.2mm	Double Bevel	Angled 45°	-	Rod	
	Safety clear corneal knife 2.3mm	SK-CCR23	2.3mm	Double Bevel	Angled 45°	-	Rod	
	Safety clear corneal knife 2.4mm	SK-CCR24	2.4mm	Double Bevel	Angled 45°	-	Rod	
	Safety clear corneal knife 2.8mm	SK-CCR28	2.8mm	Double Bevel	Angled 45°	-	Rod	
	Safety clear corneal knife 3.0mm	SK-CCR30	3.0mm	Double Bevel	Angled 45°	-	Rod	
	Safety clear corneal knife 3.2mm	SK-CCR32	3.2mm	Double Bevel	Angled 45°	-	Rod	
	SAFETY SLIT KNIVES							
	Safety slit knife 1.8mm	SK-SLU18M	1.8mm	Bevel Up	Angled 45°	One line	Plate	
	Safety slit knife 2.0mm	SK-SLU20M	2.0mm	Bevel Up	Angled 45°	One line	Plate	
	Safety slit knife 2.2mm	SK-SLU22	2.2mm	Bevel Up	Angled 45°	-	Plate	
	Safety slit knife 2.3mm	SK-SLU23	2.3mm	Bevel Up	Angled 45°	-	Plate	
	Safety slit knife 2.4mm	SK-SLU24	2.4mm	Bevel Up	Angled 45°	-	Plate	
	Safety slit knife 2.8mm	SK-SLU28	2.8mm	Bevel Up	Angled 45°	-	Plate	
	Safety slit knife 3.0mm	SK-SLU30	3.0mm	Bevel Up	Angled 45°	-	Plate	
	Safety slit knife 3.2mm	SK-SLU32	3.2mm	Bevel Up	Angled 45°	-	Plate	

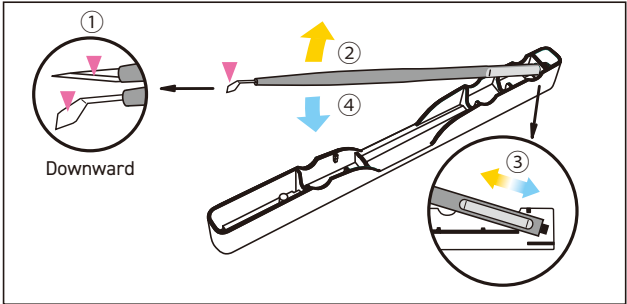
Regular Type



Sterile and ready to use  
Each knife in a protection tray  
5 pieces per dispenser box  
GS1-128 bar-code

Case removal and storage

Lift the handle (②) to remove. To store, insert the back of the handle into the case with the blade tip facing down (① and ③) and put the handle back in the case (④).



Safety Type



Sterile and ready to use  
Blade covered with protective sheath  
5 pieces per dispenser box  
GS1-128 bar-code

Exposing and Retracting Safety Knife

Rotate the slider clockwise to extend and retract the blade (① and ②).

